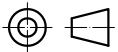
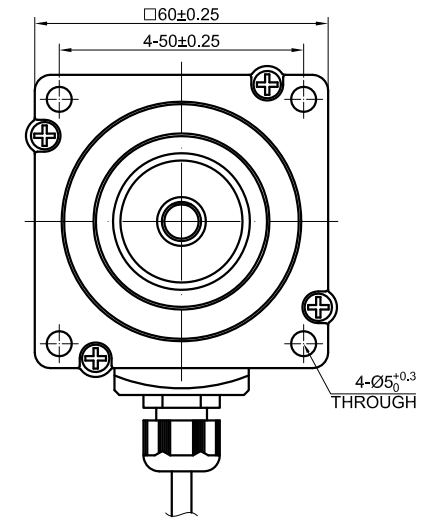
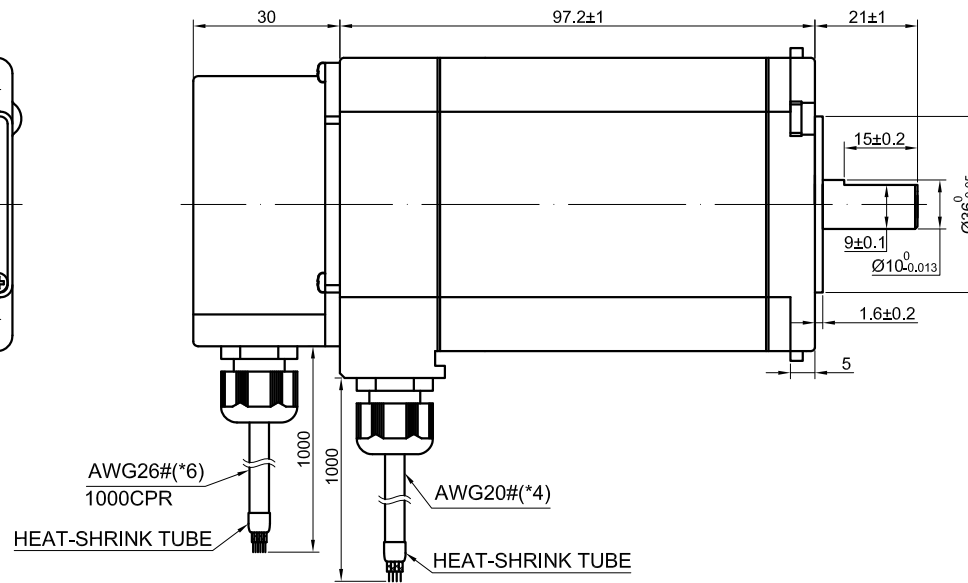
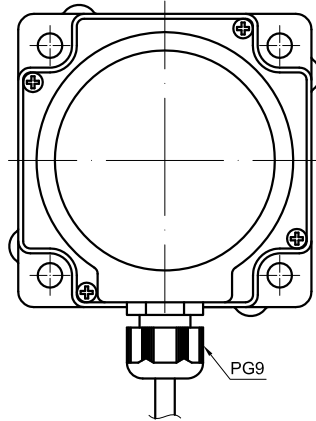


END COVER COLOR: BLACK



| SPECIFICATION | CONNECTION | BIPOLAR |
|--|------------|--------------|
| AMPS/PHASE | | 5.00 |
| RESISTANCE/PHASE(Ohms)@20°C | | 0.45±10% |
| INDUCTANCE/PHASE(mH)@1KHz | | 1.80±20% |
| HOLDING TORQUE(Nm)[lb-in] | | 3.00 [26.57] |
| STEP ANGLE(°) | | 1.8±0.09 |
| MAXIMUM RADIAL RUNOUT(mm)@LOAD 450g | | 0.025 |
| MAXIMUM AXIAL RUNOUT(mm)@LOAD 920g | | 0.075 |
| ROTOR INERTIA(g-cm ²) | | 690 |
| WATERPROOF GRADE | | IP65 |
| WEIGHT(Kg)[lb] | | — |
| TEMPERATURE RISE:MAX.80°C (MOTOR STANDSTILL;FOR 2PHASE ENERGIZED) | | |
| OPERATION AMBIENT TEMPERATURE 0°C~50°C[32°F~122°F] | | |
| INSULATION RESISTANCE 100 Mohm (UNDER NORMAL TEMPERATURE AND HUMIDITY) | | |
| INSULATION CLASS B 130°C[266°F] | | |
| DIELECTRIC STRENGTH 500VAC FOR 1MIN.(BETWEEN THE MOTOR COILS AND THE MOTOR CASE) | | |

| TYPE OF CONNECTION (EXTERN) | | MOTOR | |
|-----------------------------|---------|-------|---------|
| PIN NO | BIPOLAR | LEADS | WINDING |
| 1 | A — | BLK | A |
| 2 | A\ — | GRN | A\ |
| 3 | B — | RED | B |
| 4 | B\ — | BLU | B\ |

FULL STEP 2 PHASE-Ex. ,
WHEN FACING MOUNTING END (X)

| STEP | A | B | A\ | B\ | CCW | CW |
|------|---|---|----|----|-----|----|
| 1 | + | + | - | - | ↓ | ↑ |
| 2 | - | + | + | - | | |
| 3 | - | - | + | + | | |
| 4 | + | - | - | + | | |

| ENCODE CONTROL | 1 | 2 | 3 | 4 | 5 | 6 |
|----------------|-----|-----|---------|-----|---------|-----|
| LEAD COLOR | BLK | RED | BLU/WHT | BLU | ORG/WHT | ORG |
| DESCRIPTION | GND | VCC | EA- | EA+ | EB- | EB+ |

| | | | |
|-------|-----------|--|-----------|
| | APVD | | 7.12.2019 |
| | CHKD | | |
| 1:1.5 | DRN | | |
| SCALE | SIGNATURE | | DATE |

STEPPER MOTOR

24E1KIP65-30